DEGE
FLOORS & WALLS

Changzhou Dege Decorative Material Co., Ltd.
Building B, No. 388 Heping Road,
Tianning District, Changzhou, Jiangsu, China
Tel: +86-519-83828201
Web: www.dgfloors.cn
Email: info@dgfloors.cn

FING US ON

For more information, visit www.degefloors.com

DESIGN GREEN LIFE
ENGINEERED TO LAST



3 Classical Planks to Choose

Plank to Choose 1

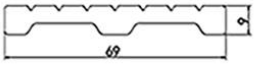

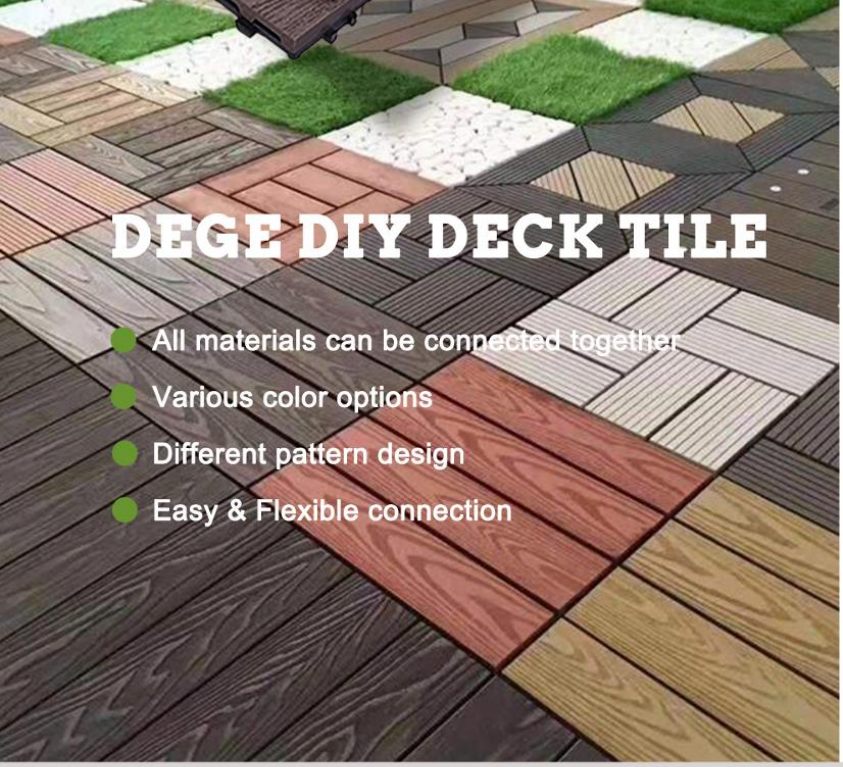

DEGE DIY DECK TILE

- All materials can be connected together
- Various color options
- Different pattern design
- Easy & Flexible connection

Plank to Choose 2

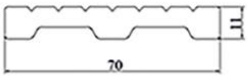

Plank to Choose 3

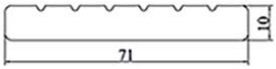

- Long Lifespan
- Low Maintenance
- No Warping or Splintering
- Slip-resistant walking surfaces
- Scratch Resistant
- Waterproof
- 15 Year
- 95% recycled wood and plasticWarranty
- Anti-microbial
- Fire Resistant

TORU

DEGE TORU RANGE IN LIGHT GREY AND COFFEE COLOR



Code: DE03, Finish: Grooves

Code: DE08, Finish: Bark Grain



Code: DE01, Finish: Wood Grain



Code: DE02, Finish: Bark Grain

Code: DE05, Finish: Wood Grain

Code: DE08, Finish: Wood Grain

TORU

- It looks, smells and feels like wood, but has the durability of plastic.
- It has a high degree of UV and color stability.
- Easy to install, no need tools
- Size: 300mm(L)*300mm(W)*22mm(T)

RIMU



DEGE
FLOORS & WALLS

DEGE RIMU RANGE IN TEAK COLOR


Code: DE01, Finish: Wood Grain


Code: DE08, Finish: Wood Grain


Code: DE05, Finish: Bark Grain


Code: DE03, Finish: Grooves


Code: DE10, Finish: Grooves


Code: DE04, Finish: Grooves

RIMU

- All the characteristics of TORU, but the appearance looks more diverse.
- Characteristics of non-slip and non-cracking
- Size: 300mm(L)*300mm(W)*22mm(T)

FIZZING
DEGE
FLOORS & WALLS


GRASS DIY

GRASS DIY

Style 01

Coextrusion DIY


Embossed DIY


Style 02

FIZZING

- Natural Wood Texture


Style 03


Style 04


Style 05

- Variety of shapes, high selectivity
- Environmental-friendly and ecological product.
- Keeping its shape, rot prevention, no cracking, fireproof

PROJECTS SHOW

GRASS DIY

COEXTRUSION



DETAILS & INSTALLATION

Detail Image



Installation Process


1. Align the buckle

2. Put the two boards together

3. Pat a few times

4. Installation is complete

CHANGZHOU DEGE DECORATIVE MATERIAL CO., LTD
TEL: 86-519-83828201
FAX: 86-519-83828201
EMAIL: info@dgfloors.cn

WEBSITE: http://www.degefloors.com